

# The Enabler



The Enabler rehabilitation chair has been designed to be easily adjusted by the Therapist to meet the changing mobility, postural and functional needs of the user as they progress through therapeutic intervention.

**BRITISH DESIGN - BRITISH MANUFACTURE**

# The Enabler

The Enabler is a multi adjustable porter or static chair. The standard features are in black in the picture on the front cover. There are many optional extras to individualise the chair further, coloured green in the picture.

## Standard Features

- Adjustable height legs
- Adjustable back rest angle in 5 positions – lockable
- Adjustable back height and back cushions
- Height adjustable arms and swivelling arm rests
- Lockable drop arms and arms totally removable
- Arms reversible to give different seat widths
- Adjustable seat depth
- Seat cushion insert for pressure relief cushion
- 4 lockable castors for easy moving of the chair and patient
- Multiple harness fixing points
- Hygiene gap for easy cleaning of the chair
- Splayed legs for added stability
- Hand knuckles providing functional hand grip when standing
- Compatible with all lifting and handling devices
- Maintenance free
- Waterproof stretch fabric to CRIB 5 fire retardancy



The arms drop below the seat cushion for easy side transfer.



The individual leg rests can be altered separately in both angle and length.



The chair is hoist friendly.



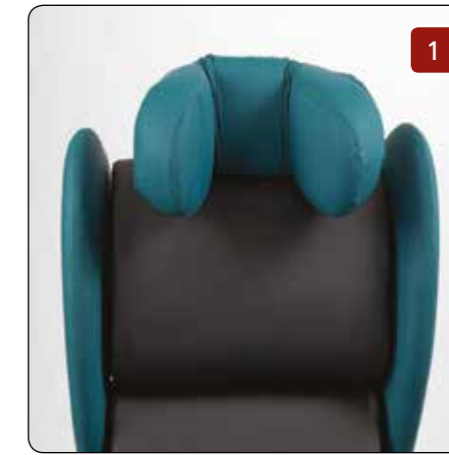
The arm rests can swivel for individual refinement. The arms are height adjustable and lock to allow weight bearing when standing.



The back rest is easily adjusted in 5 positions from upright to a very relaxed 120°.

## Optional extras


The Enabler chair comes as standard in a choice of 4 vapour permeable 4-way stretch fabrics. It can be ordered in other technical vinyls or technical waterproof stretch fabrics



Adjustable and removable headrest.



Wings.



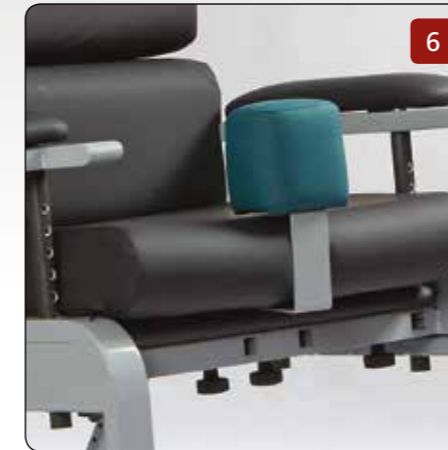
Side bolster cushions.



Footplate assembly to support legs when portering.



Trunk (thoracic) supports; height, angle and width adjustable.



Abductor block (pommel).



Individual legrests with the legrest support extendable for higher seat positions



Alternative lateral support back cushion.




With the arms down the chair can be used as a therapy bench.



Compatible with all forms of lifting and handling devices.



The chair offers total support and comfort.



Full width head cushion – weighted.



Pelvic positioner.



Alternative high risk pressure relieving cushions are available.

# Sizes and specifications

Seat Height	Adjustable front legs Adjustable back legs	16.5" - 22.5" 15" - 20"
Seat Depth	Adjustable	16" - 22"
Seat Width	Rotating and moving arm rests	16" or 18" or 20"
Back Height	Adjustable	27" - 33"
Back Rest Angle	Adjustable	90° to 125°
Seat Rake Angle	Adjustable with legs	-10° to +20°
Leg Rest elevation	Adjustable	-10° to +90°
Leg Rest length	Adjustable	16" - 22"
Arm Rest swivel	Adjustable	-35° to +35°
Arm Height	Adjustable	Level with seat to +8" at 1" increments

## Dimensions

Overall Height	45"
Overall Width	28"
Overall Depth	37"

Your local primacare distributor is:-

Primacare Limited,  
Unit 26, Heads of the Valleys Industrial Estate,  
Rhymney, Tredegar, NP22 5RL

tel: 01685 845900 fax: 01685 844538  
www.primacare.co.uk info@primacare.co.uk

